

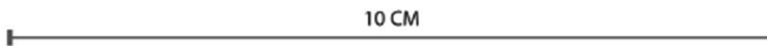
Lucky one

SIZE GUIDE - BANGLE BRACELET

Please follow the next steps to find your bangle size

Print this guide

Please check your print window that the page is printed at "100% Actual Size".
Once your size guide has been printed, use a ruler to make sure the 10cm line below measures 10cm.



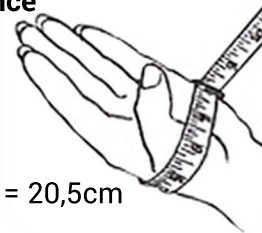
Know your size

What is the correct size?

The ideal size to wear your jewel without risk of losing it and without disturbing it, is when your bangle presents a resistance during the passage in hand. For this, you must take into account your hand circumference and not your wrist.

Method n.1: Measure the size of your hand circumference

You can use a tape measure or cut out the paper ruler on the edge of this page.

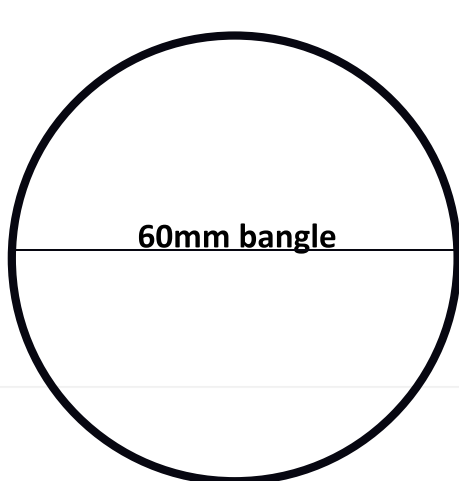


Size 58 = 18cm - Size 60 = 19cm - Size 63 = 19,7cm - Size 65 = 20,5cm

For any other size, please contact us

Method n.2: Measure the size of a bangle that you already have

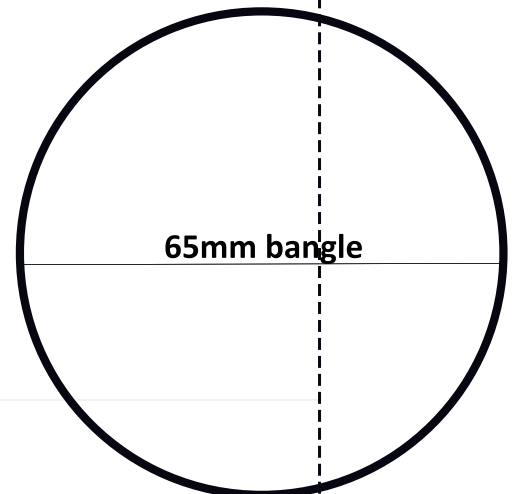
Place your bangle on one of the circles below. The correct size will be where the inside circumference of your bangle comes closest to one of the circles.



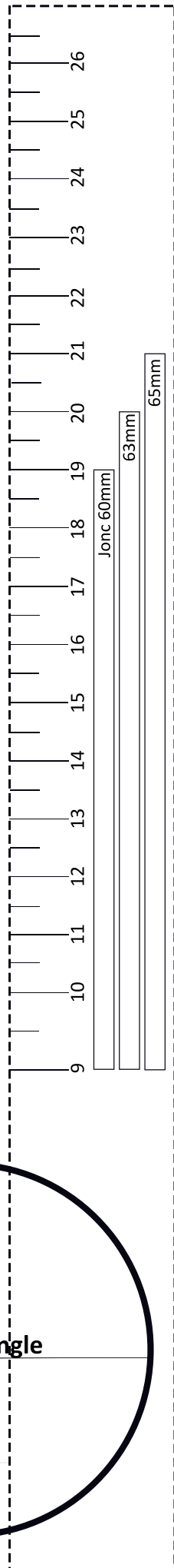
60mm bangle



63mm bangle



65mm bangle



LUCKY ONE SAS

Tel : +33 (0)1 77 32 53 71 - Email : contact@luckyonebijoux.com
RCS Paris 848 134 425 Siège social : 66, av. des Champs-Élysées Paris, France